




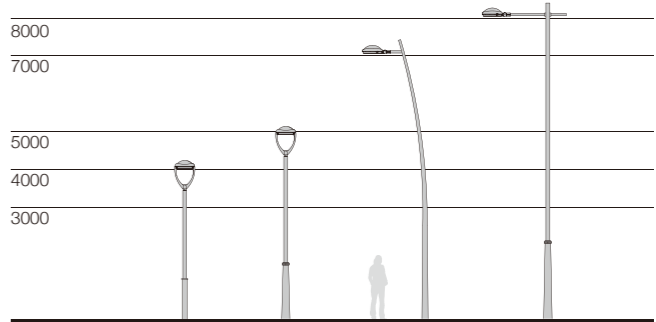
D-20H / T-20L



T-20L
40-100W



D-20H
40-100W



简述 Description



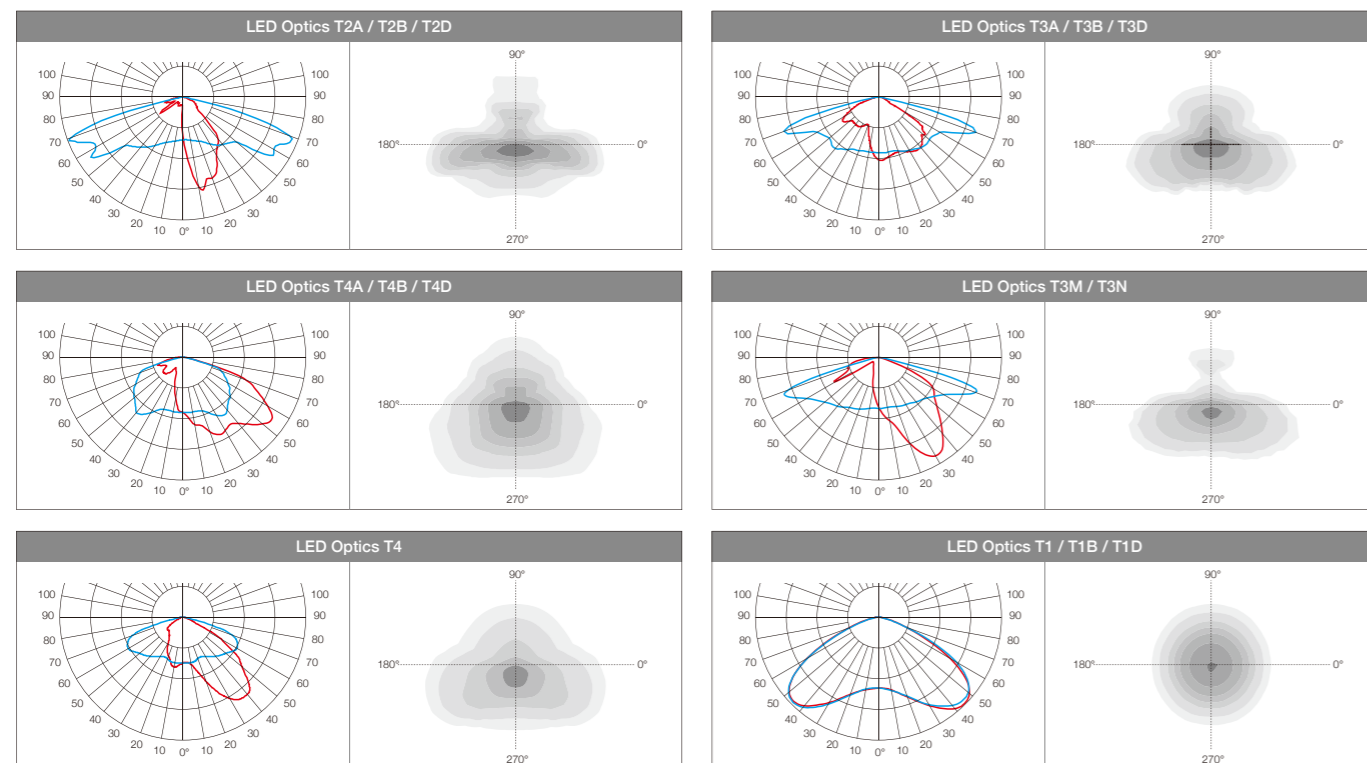
- 铝压铸灯体外壳，超白钢化玻璃，镀铬塑料反射罩
- 高透光PC透镜，具有高视觉舒适性和均匀配光透镜，供多种不同配光选择
- 高性能LED芯片，驱动有0-10V / DALI / 编程电源选择，20KV浪涌保护器
- 铝合金扣攀开启装置，配有多种安装支架及不同安装方式
- 灯具采用LED模组，安装更换方便
- 有侧装和顶装2种安装方式，角度可调，安装管径有 $\varnothing 60 / \varnothing 76\text{mm}$
- 防紫外线聚氨酯塑料喷涂表面，盐雾测试可以达到1000小时以上
- 无生物蓝光危害风险，符合EN62471: 2008标准
- 道路灯智能远程控制系统可选，可以与远程管理系统兼容
- 所有外部螺钉均为304不锈钢材质



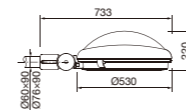
MD-02N LED Module

- Die-casting aluminium body, super white tempered glass, Chrome plastic reflector.
- Optics with PC lens with high visual comfortable and uniform lighting distribution, multiple light distribution options.
- High quality LED chips, Driver with 0-10V/DALI/programmed options, and with surge protection up to 20KV.
- Tool-free replaceable, die-casting fasten for opened device, equipped with a variety of mounting brackets and different installation methods.
- LED module is used inside, which is easy to install and replace.
- Top and side fixing installation, angle can be adjustable, installation tube diameter $\varnothing 60/\varnothing 76\text{mm}$.
- Surface anti-ultraviolet pure polyester powder painting, Corrosion resistance can be more than 1000 hours.
- No photo-biological risk, (no risk linked to infrared, blue light and UV radiation) in accordance with EN 62471:2008.
- Street lighting control used with smart control technology. It can be compatible with remote management system.
- All external screws are made of 304 stainless steel.

应用透镜 Optics application

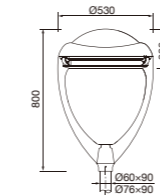


技术参数 Technology data



D-20H

Code	Power	LED Qty	Optics	Packing Size	Weight	Pcs/20"	Pcs/40"
LED chips - 3535/5050							
D-20HLED40-16 A3	40W	16	T2A/T3A/T4A/T3M/T4	555*555*255	12.8	360	756
D-20HLED60-24 D3	60W	24	T2D/T3D/T4D/T3N	555*555*255	12.8	360	756
D-20HLED75-32 A3	75W	32	T2A/T3A/T4A/T3M/T4	555*555*255	13.0	360	756
D-20HLED100-48 D3	100W	48	T2D/T3D/T4D/T3N	555*555*255	13.0	360	756



T-20L

Code	Power	LED Qty	Optics	Packing Size	Weight	Pcs/20"	Pcs/40"
LED chips - 3535/5050							
T-20LLED40-16 A3	40W	16	T2A/T3A/T4A/T3M/T4	550*550*250	14.3	288	600
T-20LLED60-24 D3	60W	24	T2D/T3D/T4D/T3N	550*550*250	14.3	288	600
T-20LLED75-32 A3	75W	32	T2A/T3A/T4A/T3M/T4	550*550*250	14.5	288	600
T-20LLED100-48 D3	100W	48	T2D/T3D/T4D/T3N	550*550*250	14.5	288	600
Bracket: 660*555*265/5pcs							

可选配件 Accessories options

	Code
$\varnothing 76$ 安装座 Fixing Arm	210001812
$\varnothing 60$ 安装座 Fixing Arm	210000274
Arm / Adapter required for install on the pole.	